


1st DIVISION

1st INFANTRY BRIGADE

1st Brigade Headquarters green bar worn above the red Divisional patch

The establishment of the 1st Canadian Infantry Brigade, 1st Canadian Division was confirmed in January 1915 at Salisbury Plain in England comprising of Brigade Headquarters of 39 all ranks, and the 1st, 2nd 3rd and 4th Canadian Infantry Battalions. Regimental numbers block 6001 - 6100.



1st Provisional Battalion (as of August 1914)

The 1st Battalion CEF was a composite Battalion formed in August 1914 at Camp Valcartier Quebec under authority of Privy Council Order 2067 of August 5th 1914. The 1st Battalion comprised of volunteers mainly from the militia regiments of Military District No.1 (Western Ontario). The 1st Hussars (66) and 24th Grey's Horse (39) these cavalry but volunteering to fight as infantry, and the following infantry regiments the 7th Regiment (Fusiliers) (146), 21st Essex Fusiliers (229), 22nd Oxford Rifles (69), 23rd Northern Pioneers (152), 24th Kent Regiment (98), 25th Elgin Regt. (97), 25th Middlesex Light Inf. (26), 27th Lambton Regt. (136), 28th Perth Regt. (146), 29th Waterloo Regt. (118), 30th Wellington Rifles (61), 32nd Bruce Regt (72), 33rd Huron Regt. (68), and the 77th Wentworth Regt. (78). The Battalion sailed with the First Contingent October 3rd 1914 under command of Lieutenant-Colonel F.W. Hill D.S.O. (44th Lincoln & Welland Regiment), with a strength of 47 officers and 1106 other ranks.

The 'corrected' regimental numbers block of the original contingent of the 1st Canadian Infantry Battalion was 6101 - 7500

A study of the War Diaries of the 1st Battalion shows the battalion had a brass band. No distinctive insignia, is as yet identified.

'1st Ontario' Battalion, 1st Brigade 1914-1917

OVERSEAS

Cloth shoulder titles

Cloth shoulder titles were produced for a number of the battalions of the 1st Contingent after arrival in England. Photographs extant show these worn on the Canadian seven button tunic. It is almost certain that these were adopted without approval and worn only in England prior to the CEF being re-equipped with the British five button tunic before sailing for France in February 1915. All are extremely rare.



501-22-102 Cloth Title Blue lettering woven through khaki worsted

Badges by Hicks & Son

All ranks



501-11-102 Cap White metal overlay on brown maple leaf. Not maker marked

Other ranks type 1 collars by Elkington & Co.



501-12-102 Collar Brass. By Elkington & Co. Not maker marked

A further 500 pairs of C over numerals were ordered for each of the 17th infantry battalions of the 1st Contingent on March 15th 1915 followed by a third issue in the fall of 1915 no type 2 patterns are currently reported for the 1st Battalion. It is believed that battalion pattern collars were adopted at this time.



513-12-104 Collar White metal overlay on brown maple leaf. Not maker marked

Officers



501-11-106 Cap Wm overlay on red/brown leaf. Oval 'Hicks & Son London' makers tab



501-12-106 Collar Wm overlay on brown leaf. Oval 'Hicks & Son London' makers tab

The 1st Battalion sailed for France 8th February 1915 with an establishment of 30 officers and 996 other ranks a total of 1026 all ranks. The 1st Battalion served on the Western Front for the duration of the war being disbanded under General Order 149 September 15th 1920.

Badges by unidentified maker

Fine veined pointed maple leaf the 'CANADA' with small lettering There is no line behind the figure '1'

501-11-108 Cap A matching collar badge to the collar below is not currently confirmed



501-12-108 Collar Narrow overlay on brown leaf. Not maker marked

The August 1917 Canadian Corps 'Q' file listing the unit, maker, present possessor of dies, price paid per gross, and the annual requirements of badges. The tools and dies and supplier of the badges are listed as being held by "Hicks & Sons, 21 Leadenhall Street, LONDON. E.C. Cap badges per 1000 42 Pounds 2 shillings and 4 pence, Collar Badges-Shoulder Badges 'CANADA' per 50 pairs 3 Pounds 16 shillings. 2000 complete sets of badges were used last year."

Badges by Hicks & Sons (Die 2)

Officers(?)



501-11-110 Cap Wm overlay on maple leaf. Rectangular 'Hicks & Son London' makers tab



501-12-110 Collar Wm overlay on maple leaf. Rectangular 'Hicks & Son London' makers tab

Shoulder strap numerals and titles

Militia Order No.11 of January 4th 1915 reads in part: "CANADIAN EXPEDITIONARY FORCE (2nd DIVISION)- CLOTHING AND EQUIPPING OF. With reference to Militia Order 524,1914, the following are added to the detail of articles authorized for issue to men of the 2nd Division , Canadian Expeditionary Force :-

Necessaries

(listed for both Mounted and Dismounted troops)

Identity Discs, Metal	1
Badges, bronze	
Cap	1
Collars, prs.	1
Shoulder:	
Initials, sets	1
Numerals, sets	1

A directive issued in Canada, Militia Order No.164 of 29th March 1915, lists 'Canadian Expeditionary Force - Clothing and Equipment. Badges- cap 1, collar, prs 1. Shoulder- Canada prs 1, Initials sets 1, Numerals- sets 1.'.

It is currently undetermined if or what date the numeral and initial sets were introduced into France for wear by the 1st Division but orders of May 25th 1916 list that battalion numerals and 'INF' titles were available for issue in both England and France. Although a shoulder numeral '1' exists, both by Caron Bros and Tiptaft these were probably worn by other numerically designated units possibly CMR or Railway Battalions and unlikely by the 1st Battalion as shoulder titles were adopted. Various patterns were produced but it currently undetermined the chronological order in which these were issued.



501-14-112 Numeral Gilding metal. Example by Tiptaft. Not maker marked



501-14-114 Title Cast brass with '1st' on bar without dots. Lugs on outer rim



501-14-115 Title Cast brass with '1st' on bar without dots. Lugs on inner rim



501-14-116 Title Small size, natural cut sheet brass. Without 'dots' (Officers?)



501-14-118 Title Die struck. Single dot.



501-14-120 Title Die struck. 2 dots below



501-14-122 Title Cut sheet brass. 2 dots below



501-14-124 Title Numeral added to Canada title

Theatre made C over 1 numeral collars



501-12-126 Collar Brass. Period of issue currently undetermined



501-12-128 Collar Gilding metal. Period of issue currently undetermined

Officers



501-14-130 Title Numeral added to Canada title

Similar officers shoulder titles to the example illustrated below exist for a number of different. These patterns are currently known for the 1st, 24th, 50th, 52nd, 54th, 75th and 175th Battalions, this indicates they were produced after the formation of the 4th Division in August 1916, probably being introduced circa 1917/1918.



501-14-132 Title Natural brass. Small '1' braised to 'Canada'. Maker marked 'Tiptaft'



501-14-134 Title Gold wire bullion embroidered on black melton.

Cloth Formation patches introduced September 1916

The introduction of identifying coloured formation patches was discussed in August 1916. The tentative colours selected for the three divisions in the field being red for the 1st Division, blue for the 2nd Division and white for the 3rd Division. These patches were introduced in September 1916. Initially being worn sewn on the back 1-inch below the collar. Within days of being introduced the colour of the 3rd Division was changed from white to black. The units of the 2nd Division were given permission to move these to the sleeves within days presumably the 1st and 3rd divisions at the same time.

In addition to the rectangular colored divisional signs, the three infantry brigades within each division were also assigned identifying colours, these being green for the first brigade, red for the second, and blue for the third. Each of the four battalions within an infantry brigade were identified by an identifying geometric shape. This being a circle for the first battalion (a symbol with a single side), the second battalion a half or demi-circle (a two sided figure), the third battalion by a triangle (a three sided figure), and the fourth battalion a square (four sides), a simple and elegant way of identifying soldiers of any unit.

By 1918 the wearing of formation patches had become formalized and encompassed almost all units in France. Brigade Headquarters personnel were identified by green red or blue 3 x ½ inch 'bars' worn over the divisional sign. The 5th Division formation patches were Garnet, a deep wine red colour, worn without brigade distinctions although these shown in the post WWI official documents. The authorized Officers patterns for the 5th Division are pictured with an angular gold 'bullion' wire letter 'C' inset with five bars. No cloth examples are reported but are noted painted on the Brodie helmet.

1st Battalion, 1st Brigade, 1st Division formation patches All ranks introduced September 1916





‘Battalion’ Bomber Specialist badge (Grenade thrower)



501-23-136 Sleeve badge Red grenade.

‘Battalion’ Trench Mortar Specialist badge



501-23-138 Sleeve badge Blue grenade.

Badges by J.W. Tiptaft & Sons (1917)

Cap badges by J.W. Tiptaft & Son introduced in 1917. This issue has a heavily veined maple leaf with large type for ‘CANADA’ the ‘ONT’ ribbon has a mild downward curve.

Other ranks

501-11-140 Cap Wm overlay on Coppered maple leaf



501-12-140 Collar Brass small ‘C’ over ‘1’. Maker marked Tiptaft B’ham

Officers



501-12-142 Collar Red/brown brown. Embossed design by Tiptaft, not maker marked.

THE 1917 REORGANIZATION OF THE CEF

Early in 1917 Canada's military forces were completely reorganized with the CEF becoming a temporary unit of the Active Militia. After a bitter debate in Parliament conscription was introduced and effective March 20th 1917 a new territorial regimental system was instituted for recruiting and reinforcing the Canadian Corps in France. The new system consisted of twelve Provincial regiments in Canada, the Western Ontario Regt., the 1st Central Ontario Regt., the 2nd Central Ontario Regt., the Eastern Ontario Regt., the 1st Quebec Regt., the 2nd Quebec Regt., The Nova Scotia Regt., the New Brunswick Regt., the Manitoba Regt., the Saskatchewan Regt., the Alberta Regt. and the British Columbia Regt. These 'home' regiments in turn supported Reserve Battalions in England which provided reinforcements to the units serving with the Canadian Corps on the Western Front.

The design of the 1st Battalion badges was changed to read from 'ONT /1/ CANADA' to read 'WESTERN /1/ ONTARIO'. (At this time the 18th Western Ontario Battalion was re-designated as the 18th Overseas Battalion also being issued with new pattern badges reflecting the change in unit designation.)

1st (Western Ontario) Battalion

Badges by J.W. Tiptaft and Son Ltd.

The matching battalion maple leaf collar badges have 'ONT' and not the 'Western Ontario' mottos.

Other ranks.



501-11-144 Cap Wm overlay on bronze maple leaf. Marked Tiptaft



513-12-144 Collar White metal overlay on bronze maple leaf. Not maker marked

Battalion pattern collar badges were permitted apparently sometime in 1916. (An order confirming this is not currently identified.) In August 1918 'C' over numeral collars were again authorized for all battalions serving with the Canadian Corps. Due to the final 100 days it is likely that this change was only partially adhered to it is known that battalions added them to the epaulets. Most photographs of individuals taken after the armistice show them wearing new or No.1 tunics not the worn field uniforms, these often worn without collars badges. The large 'C' over '1' collars is often found with the central 'bar' shortened, being ground off at a 45 angle.



501-12-146 Collar Brass large 'C' over '1'. Maker marked Tiptaft B'ham



501-12-148 Collar Brass ground down bar. Large 'C' over '1'. Maker marked Tiptaft B'ham

Officers

It is believed that new officers badges were not produced but modified by changing the overlay to the Western Ontario pattern these attributed to Tiptaft.



501-11-150 Cap White metal overlay on pickled finish.



501-12-150 Collar White metal overlay on pickled finish. (Possibly officers patterns)



501-11-152 Cap Silver overlay on gilt leaf.



501-12-152 Collar Red/brown 'Overlay' pattern by Tiptaft not maker marked

'C' Over numeral collars by J.R. Gaunt produced for issue on demobilization.



501-12-154 Collar Gilding metal. Marked 'J.R. Gaunt London'

Interim badges

Much confusion and speculation has always surrounded the 'interim badges'. It would appear that after the departure of the 1st Contingent many CEF battalions designed and produced their own patterns of badges without authorization from Headquarters. This was a reasonable assumption on their part as they were not paid for from the public purse. This usurping of Government authority however was quickly remedied and by mid 1915 the words 'Overseas Battalion' became an essential part of all designs sent to Ottawa for

approval. When approval for a submitted design was initially denied a number of units modified the General Service government issues with the addition of battalion numbers. These are known for the 99th, 142nd, 157th (there are both other ranks and officers patterns for this battalion); the 168th and 177th Battalion and some others. All of these interim' badges are found on corresponding dated General Service maple leaf pattern badges. There are a number of other 'interim' badges of more dubious origins and these include badges for the 3rd, 4th, 9th, 41st, 85th, 135th, 135th, 149th and 235th Battalions. These may have been 'made up' in the pre WWII era by collectors 'filing holes' in their displays.

Recruiting Sergeant Badges

Modified General Service badges for the 1st and 2nd Battalions were included in major collections formed shortly after the conclusion of WWI for both the 1st and 2nd Battalions. These are found on badges dated long after the departure of these battalions for England. Hence these can not be interim patterns. Returned soldiers of units that had served with the Canadian Corps on the Western Front and repatriated to Canada and employed at the Depot Battalions were allowed to wear their Overseas Battalion badges. It is likely that those no longer in possession of their original regimental badges (all 1st Division badges having been produced in England) may well have worn these 'made up' patterns as a mark of distinction.) In the notes listing the different varieties of badges in his collection, Bill Bird describes a 'made up' 2nd Battalion badge as being obtained from a 'Recruiting Sergeant', this would be consistent with duties performed by Depot personnel in Canada. (The Bird collection was sold in 1946.) Due to the ease of 'manufacturing' these 'made up' badges should not command a premium price unless with provenance. No examples of 'made up' collar badges are illustrated in the Bird collection.



501-11-160 Cap

Wm numeral on Geo. H. Lees 1915 GS cap badge. Reinforcements?



501-12-160 Collar

Wm numeral on Ellis Bros Maple leaf.



Reinforcements for the 1st Overseas Battalion February 1915 to March 1916 (Provided by the 9th Battalion ,Training and Reserve)

From the time of its entry into France in February 1915 until April 1916 reinforcements for the 1st Battalion provided by the 9th Battalion (Training and Reserve) and by drafts from the 33rd Overseas Battalion. The 9th Battalion serving as the reinforcing battalion for the 1st Infantry Brigade. The 11th Battalion provided reinforcements for the 2nd Infantry Brigade and the 3rd Infantry Brigade being assigned two reinforcing battalions the 12th Battalion reinforcing the 14th Infantry Battalion and PPCLI, and the 17th Battalion reinforcing the 13th, 15th and 16th Highland Battalions. By September 12th 1915 the 1st Battalion had suffered 898 casualties, not including troops gassed. On the formation of the 3rd Division in England in late 1915 the number of training and reinforcing battalions was increased from seven to 18. At this time the original Reserve and Training Battalions for the 1st and 2nd Divisions were realigned to conform to the regional areas from which the CEF battalions were raised.

Reinforcements for the 1st Overseas Battalion August 1916 until January 1917 (Provided by the 35th Battalion, training and reserve)

The 35th Canadian Infantry Battalion CEF was authorized to be recruited at Toronto December 1st 1914 the battalion being authorized under General Order 86 of July 1st 1915. Recruiting began at an unspecified date in April 1915. The 35th Battalion was raised by the 12th York Rangers this regiment previously having contributed 273 volunteers to the 4th Battalion on its formation at Camp Valcartier in August 1914. The 12th York Rangers also raised or provided volunteers to the 20th, 81st, 83rd, 127th and 220th Battalions. Prior to embarking for England October 15th 1915 the 35th Battalion provided two reinforcing drafts for the CEF. The first of five officers and 250 OR's sailing June 5th 1915, a second of five officers and 250 OR's August 17th 1915. The 35th Battalion sailed for England with 41 officers and 1115 OR's command of Lieutenant-Colonel F.C. McCordick (19th Lincoln Regiment). Effective September 15th 1915 the 35th Battalion was designated as the 2nd Training Brigade serving in this capacity until January 3rd 1917 when this the Training Brigades were disbanded and replaced with Reserve Battalions. During the period of operations the 2nd Training Brigade absorbed the 81st, 99th and 111th Infantry Battalions. The 35th Battalion was disbanded December 8th 1917 under General Order 82 of June 1st 1918.

Reinforcements for the 1st Overseas Battalion August 1915 to August 1916 (Provided by Drafts from the 33rd Infantry Battalion)

The 33rd Canadian Infantry Battalion was authorized to be recruited at London, Ontario in February 1915. The Battalion sailed for England in three different flights the first of five officers and 250 other ranks June 17th 1915 this draft reinforcing the 1st Battalion. A second draft of four officers and 247 other ranks sailing August 17th 1915 reinforcing both the 1st and 18th Battalion this serving in the 2nd Division. The 33rd Battalion sailed for England March 17th 1916 under command of Lieutenant-Colonel A. Wilson with 40 officers and 946 other ranks also reinforcing the 1st and 18th Battalions. In August 1916 the remaining personnel of the 33rd Battalion were absorbed into the 35th Battalion (Training and Reserve) which became the reinforcing battalion of the 1st Battalion until the reorganization of the CEF in January 1917.

Reinforcements for the 1st Overseas Battalion January 1917 - 1918 (Provided by the 4th Reserve Battalion)

In January 1917 the 35th Battalion (Reserve) amalgamated with the 99th Battalion to form the 4th Reserve Battalion, this located at Witley Camp in Hampshire England. The 4th was one of two Reserve Battalions formed in January 1917 to supply reinforcements to the units from Military District No.1 serving on the Western Front. The 4th Reserve Battalion served as the reinforcing battalion for the 1st and 18th Battalions and the 25th Reserve Battalion supplied reinforcements to the 2nd Pioneer Battalion. In February 1918 the Pioneer Battalions were absorbed into the Canadian Engineers and the 4th Reserve Battalion absorbed the 25th Reserve Battalion becoming the sole reinforcing battalion for the Western Ontario Regiment, this

authorized under General Order 77 of April 15th 1918. At this time a number of Battalions raised from districts with a smaller population base were reassigned to more populous Military Districts which could provide a continuing stream of reinforcements the 47th Battalion, from New Westminster British Columbia being designated as the 47th (Western Ontario) Battalion being reassigned to the Western Ontario Regiment. The 4th Reserve Battalion provided reinforcements to the 1st, 18th and 47th Infantry Battalions for the duration of WWI.

Coloured epaulets

Coloured shoulder straps were introduced into the Canadian Militia in 1913. In the non-permanent militia these were initially tied on with laces while those of the permanent force were sewn in. Before the end of 1914 the tunic was modified after which the khaki epaulets were sewn into the tunic. The original members of the First Contingent were permitted to retain their coloured shoulder straps for the duration of the war. The colours were yellow for the cavalry, blue for the infantry, green for rifles, red for artillery, blue with a yellow loop for engineers white with a blue loop for the Canadian Army Service Corps, cherry for the Canadian Army medical Corps (this later changed to maroon), maroon for the Canadian Army Veterinary Corps (This later changed to the yellow of the cavalry, red for Guides, grey for the Signaling Corps, and red with a blue loop for the non-permanent force Canadian Ordnance Corps. Tunics from this period are very rare it is known for certain that the other ranks infantry epaulets were solid blue with khaki edging but it is likely that the other branch of service were just edged with coloured braid. It is also known for certain that this was the practice in the cavalry. Some pre WWI rifles officers khaki tunics are noted with sold green epaulets edged with red braid but is currently undetermined if these were worn in the CEF.

An example of the rarity of these tunics may be seen as on the return to London, Ontario of the 1st Canadian Infantry Battalion on April 22nd 1919 only five of the original 146 volunteers from the 7th Fusiliers who sailed with the first contingent were present to receive the acclaim of the citizens of London. The formation patch on the tunic pictured below is unusual having a very large battalion designator.



Post WWI Western Ontario Regiment badges 1921 - 1924

In the 1920 post WWI reorganization of the Canadian Militia the 7th Regiment (Fusiliers) was designated

the Western Ontario Regiment under General Order 39 of April 1st 1920. In 1924 under General Order 103 of August 1st 1924 the title was changed to reflect the regiment's fusilier antecedents becoming the Canadian Fusiliers (City of London Regiment). As of January 20th 1919 there were still 300 cap badges and 2,040 pairs of 'C' over '1' collar badges at the Canadian Ordnance Depot in Ashford, Kent England but it is not known if these were returned to Canada or sold as scrap. It is believed that the other ranks post WWI other ranks cap badges were produced by George Hemsley of Montreal. The maker of the officers pattern has, so far not been identified unidentified but was likely also Hemsley. No specific post WWI collars have been identified probably WWI 'C' over numeral '1' or General Service Maple Leaf patterns being worn.

Other ranks

Believed to have been locally produced .The maple leaf is unique not matching any other pattern



501-11-170 Cap

Cast with numeral '1' added .

Badges attributed to Hemsley

Other ranks



501-11-172 Cap

All brass construction without overlay, slide fastener.

Officers



501-11-174 Cap Wm overlay on bronze leaf, pin fastener not maker marked.

2nd Provisional Battalion (as of August 1914)

The 2nd Provisional Battalion was a composite battalion formed at Camp Valcartier Quebec in August 1914 under authority of Privy Council Order 2067 of August 5th 1914. The 2nd Provisional Battalion comprised of volunteers from the militia regiments of Military Districts No.2 and No.3 (Eastern Ontario). The 2nd Battalion was formed from the personnel of two Cavalry Regiments the 3rd P.O.W. Canadian Dragoons (25), 9th Mississauga Horse (161), these volunteering to fight as infantry and personnel from the GGFG*, (131), 14th Regiment (PWOR) (76), 15th Regiment (ALI) (76), 15th (Prince Edward) Regt (41), 34th (Ontario) Regt. (133), 40th (Northumberland) Regt. (81), 41st Regiment (Brockville Rifles) (83), 42nd (Lanark & Renfrew) Regt. (128), 43rd Regiment (DCOR) (114), 45th (Victoria) Regt. (68), 45th (Durham) Regt. (50), 47th (Frontenac) Regt. (49), 49th (Hastings) Regt. (51), 51st Regiment (Soo Rifles) (126), 55th (Grenville)* Regt. (39), 57th Regiment (Peterborough Rangers) (67) and the 59th (Storemont & Dundas) Regt. (15). The 2nd Infantry Battalion sailed with the First Contingent October 3rd 1914 under command of Lieutenant-Colonel D. Watson (8th Royal Rifles), with a strength of 45 officers and 1098 other ranks. In England the 2nd Battalion was assigned to the 1st Infantry Brigade, 1st Canadian Division sailing for France in early February 1915 with an establishment of 30 officers and 996 other ranks a total of 1026. Later earning the nickname 'The Iron Second'. The 2nd Overseas Battalion served on the Western Front for the duration of the war being disbanded under General Order 149 September 15th 1920.

The regimental numbers block assigned to the 2nd Canadian Infantry Battalion was 7502 - 9000.

2nd Battalion (The Iron Second)

OVERSEAS

After the arrival of the 1st Contingent in England in October 1914 General Alderson gave verbal authority that the battalions of the 1st Division could adopt battalion cap badges at unit expense. The 2nd Battalion did not obtain battalion pattern cap badges until the fall of 1915 continuing to wear the General Service 'Ellis Bros. 1914' maker marked and dated 'Maple leaf' cap badge and Elkington collar badges. Officers wearing generic officer pattern 'Canada' maple leaf cap and collar badges the pattern so far not identified. The first order for 2nd Battalion pattern badges was placed with J.R. Gaunt & Son in the fall of 1915.

Cloth Shoulder titles

Cloth titles were produced for a number of the battalions of the 1st Contingent. Photographs extant show these worn on the Canadian seven button tunic so it is likely they were worn only prior to sailing for France in February 1915. All are extremely rare. No examples are currently been identified for the 2nd Battalion.

Other ranks

The Eastern Ontario overlay pattern cap badges were produced by two makers, J.R. Gaunt and Son and

J.W. Tiptaft & Son.

1st issue badges by Reiche (Struck by Tiptaft?)

It is possible that the Reiche badges with its distinctive maple leaf were struck by Tiptaft or some other maker, Reiche being a jeweler in Folkstone on England's south coast without the heavy presses needed to strike large quantities of badges.



502-11-102 Cap

White metal overlay on bronze maple leaf.

Elkington pattern 'C' over numeral collar badges



502-12-102 Collar

Brass. Elkington & Co. (Type 1)

Modern British counterfeit cap badges of this issue



502-11-104 Cap

Counterfeit. Genuine badges have a white metal overlay on bronze maple leaf



502-11-106 Cap

Counterfeit. Genuine badges have a white metal overlay on bronze maple leaf

2nd issue badges by Tiptaft

Heavily veined on maple leaf, large letters in Ontario, Eastern with slight downward curve.

Other ranks



502-11-108 Cap

Wm overlay on Coppered maple leaf. Not maker marked



502-12-108 Collar

Gilding metal Elkington pattern (Type 2)





502-11-110 Cap Wm overlay on Coppered maple leaf. .Maker marked Tiptaft



502-12-110 Collar Brass. Elkington pattern (Type 3)

Officers



502-12-112 Collar Brown OSD finish. By Tiptaft not maker marked

Shoulder strap titles & numerals

Documentary evidence indicates that a number of infantry battalions mounted 'C' over numerals on the shoulder straps or after their adoption moved the General Service maple leaf collar on to the shoulder straps. A sharply worded 1st Divisional Routine Order (RO) 1378 of November 8th 1915 reads "On the collar they will wear the badge C/1: C/2 and nothing else. On the shoulder strap CANADA only will be worn.". This is in contradiction to the directive issued in Canada, Militia Order No.164 of 29th March 1915, lists 'Canadian Expeditionary Force - Clothing and Equipment. Badges- cap 1, collar, prs 1. Shoulder- Canada prs 1, Initials sets 1, Numerals- sets 1.'.

Routine Orders of May 25th 1916 states that battalion numerals and 'INF' titles are listed as being available for issue in both England and France. It does not appear that these were adopted for use in France, or if so only on a limited basis. It is likely that the majority of 1st Division battalions adopted regimental pattern titles in place of the three part: numeral, designation, and 'Canada' nationality titles.

It is currently undetermined if or when the numeral and initial sets were introduced into France for wear by the 1st Division but orders of May 25th 1916 list that battalion numerals and 'INF' titles were available for issue in both England and France. Although a shoulder numeral '2' exists, both by Caron Bros and Tiptaft these were probably worn by other numerically designated units possibly CMR or Railway Battalions and unlikely by the 2nd Battalion as shoulder titles were adopted. Various patterns were produced but it

currently undetermined the chronological order in which these were issued.

502-14-114 Numeral Gilding metal 2. Various makers



502-14-120 Title Brass. 'Dot' below 'ND'. Lug fasteners. Not maker marked.



502-14-122 Title Gilding metal. Lug fasteners. Not maker marked.



502-14-124 Title Brass. Lug fasteners. Not maker marked.

Officers



502-14-126 Title Officers gilt title by Tiptaft

Theatre made C over 2 numeral collars



502-12-128 Collar Brass. Period of issue currently undetermined

2nd Battalion formation patches introduced September 1916



2nd BATTALION, 1st BRIGADE 1st DIVISION 1917-1919 EASTERN ONTARIO REGIMENT

In January 1917 badges of the 2nd Overseas Battalion were altered from 'Eastern' /2 / 'Ontario' to the '2nd East. Ontario Regt.' to reflect the change in organization.

The August 1917 Canadian Corps 'Q' file listing the unit, maker, present possessor of dies, price paid per gross, and the annual requirements of badges. The tools and dies and supplier of the badges are listed as being held by "Messrs Henry Jenkins & Sons Ltd. Unity Works, Victoria Street, Birmingham. Cap badges 36 shillings per gross, Collar Badges 21 shillings per gross. Shoulder titles 16 shillings per gross. 5000 sets."

Badges by Henry Jenkins & Son. Birmingham

Other Ranks



502-11-130 Cap

White metal E/W lug fasteners. Not maker marked



502-12-130 Collar White metal E/W lug fasteners. Not maker marked



502-14-130 Title White metal. Lug fasteners. Not maker marked

Badges attributed to Tiptaft



502-11-132 Cap White metal. E/W lug fasteners. Not maker marked



502-12-132 Collar Brass. Lug fasteners. Maker marked Tiptaft B'ham

Officers badges by the Goldsmiths and Silversmiths Co.

Officers

Officers Service Dress. Two different variations of this badge were produced one maker marked the Goldsmiths & Silversmiths Co. 112 Regent St. London. .



502-11-134 Cap Brown OSD finish. Fully struck up reverse. Not maker marked.



502-12-134 Collar Brown OSD finish. Fully struck up reverse. Not maker marked.

502-11-136 Cap Brown OSD finish. Flat back. 'The G & S Co. 112 Regent St. London

502-12-136 Collar Brown OSD finish. Flat back. 'The G & S Co. 112 Regent St. London

Hall marked sterling silver with blue enamel by the Goldsmiths and Silversmiths Co. 112 Regent St. London. Three different year dates are noted the first with year mark of May 1916/17



502-11-138 Cap Flat back. Hallmarked and 'The G & S Co. 112 Regent St. London

502-12-138 Collar Flat back. Hallmarked and 'The G & S Co. 112 Regent St. London

Collars produced for issue on demobilization by J.R. Gaunt London



502-12-140 Collar Gilding metal maker marked J.R. Gaunt London (Late 1918)

2nd DEPOT BATTALION, EASTERN ONTARIO REGIMENT

The 2nd Depot Battalion, Eastern Ontario Regiment was located with headquarters at Ottawa Ontario and was authorized as a training depot under General Order 57 April 15th 1918. The officers of the 2nd Depot Battalion Eastern Ontario Regiment purchased battalion pattern badges with regimental funds. These being ordered from the Goldsmiths and Silversmiths Company, 112 Regent Street in London, England, examples being submitted for authorization in January 1919.



502-11-142 Cap Flat back. Hallmarks for 1919. Marked 'The G & S Co. 112 Regent St. London



502-12-142 Collar Flat back. Hallmarks for 1919. Marked 'The G & S Co. 112 Regent St. London

Reinforcements for the 2nd Overseas Battalion February 1915 to July 1915 (9th Battalion ,training and reserve)

From the time of its entry into France in February 1915 until July 1915 reinforcements for the 2nd Infantry Battalion's were provided by the 9th Battalion. These duties being taken over by the 39th Battalion after its arrival in England in July 1915. The 39th Battalion, training and reserve providing reinforcements to the 2nd and 21st Overseas Battalions serving on the Western Front until January 1917. By September 12th the 2nd Battalion had suffered 737 casualties, not including troops gassed.

Reinforcements for the 2nd Overseas Battalion July 1915 - January 1917 (39th Battalion, training and reserve)

Canada Overseas Reinforcing Draft (Circa 1917)

A reinforcing draft was recruited in Military District No.3 for the 2nd Battalion by the 59th Regiment (Storemont and Glengarry) being allotted the regimental numbers block 2,235301 - 2,240300.

An article in the Kingston 'Daily British Whig' of February 12th 1917 reads as follows. "Special Badges provided for the 2nd Battalion draft are unique. The cap badge is nearly similar to that of the original 2nd Battalion - a maple leaf in slate colour with the figure '2' gold polished, for the rank and silver plated for the officers fixed in straight relief in the centre. The collar badges two small maple leaves of slate hue, while the shoulder badges are of distinctly attractive design and appearance. They are of army red cloth base on which is lettered the unit's number and name in green silk twill completing a very attractive badge!". A photograph of a volunteer shows him wearing these badges.



502-11-146 Cap Coppered gilding with applied numeral '2' in polished brass '2'



502-11-146 Collar Copper. Voided stem. Fully struck up reverse. Scully type 2 lugs



502-22-146 Cloth Title Green lettering woven on red

Officers



502-11-148 Cap Coppered gilding with applied silver numeral '2'

502-11-148 Collar Detail not currently identified.

Reinforcements for the 2nd Overseas Battalion January 1917 - 1918 The 6th Reserve Battalion (Eastern Ontario Regiment) in England

The 6th Reserve Battalion established 2nd January 1917 at Witley Camp under command of Lieutenant-Colonel M.A. Colquhoun by the conversion of the 39th Infantry Battalion which had since its arrival in the UK in July 1915 served as a reserve and training battalion. The 6th Reserve Battalion supplied reinforcements to the 2nd and 21st Battalions serving in France and 156th Battalion assigned to the 5th Division then in formation in England. During the period of its operations the 39th Battalion absorbed the 37th Bn. (July 9th 1916), 59th Bn., (July 6th 1916), 70th Bn., (July 7th 1916), 93rd Bn. (October 6th 1916), and on its arrival from Canada October 6th 1916, a draft from the 136th Battalion. The remainder of the 136th being assigned to the 4th Reserve Battalion on its formation in January 1917. After their formation in January 1917 the 4th and 6th Reserve Battalions absorbed the 168th Bn. The 240th Bn. similarly being split between the 6th and 7th Reserve Battalions. The 6th Reserve Battalion absorbed the 254th Bn. June 10th 1917. In February 1918 the 6th Reserve Battalion absorbed the 156th Infantry Battalion this having been held in England as a component of the 5th Division then in England, this being broken up for reinforcements. In February 1918 the 6th Reserve Battalion absorbed the 7th Reserve Battalion becoming the sole reinforcing battalion for the Eastern Ontario Regiment, this authorized under General Order 77 of April 15th 1918, supplying reinforcements to the 2nd, 21st and 38th Infantry Battalions and the PPCLI serving with the Canadian Corps on the Western Front. The 6th Reserve had a band of 39 musicians.

3rd Provisional Battalion (as of August 1914)

The 3rd Provisional Battalion CEF was a composite battalion formed at Camp Valcartier Quebec in August 1914 under authority of Privy Council Order 2067 of August 5th 1914. The 3rd Battalion comprised of volunteers from three Toronto Militia Regiments, the Governor General's Body Guard (42) the 2nd Regiment Queen's Own Rifles of Canada (975), and the 10th Regiment (Royal Grenadiers) (401). The Battalion sailed with the First Contingent October 3rd 1914 under command of Lieutenant-Colonel R. Rennie (2nd Queen's Own Rifles), with a strength of 43 officers and 1101 other ranks. In England the 3rd Battalion, nicknamed the 'Dirty Third', was assigned to the 1st Infantry Brigade, 1st Canadian Division sailing for France in early February 1915 with an establishment of 30 officers and 996 other ranks a total of 1026. The 3rd Canadian Infantry Battalion served on the Western Front for the duration of the war being disbanded under General Order 149 September 15th 1920.

The 'corrected' regimental numbers block for the original contingent of the 3rd Canadian Infantry Battalion was 9001 - 10500.

3rd Battalion (The Dirty Third) 1st Brigade

OVERSEAS

After the arrival of the 1st Contingent in England in October 1914 General Alderson gave verbal authority that the battalions of the 1st Division could adopt battalion cap badges at unit expense. It would appear that various makers were invited to submit designs and examples to supply cap badges to the units of the 1st Contingent. These included Gaunt, Dingley, Hicks and Reid. (This makers name previously listed as 'Reiche', the badges also marked Reigh, was located in the town of Folkstone on England's South coast and likely changed their name in the wave of anti German sentiment of WWI.) Tiptaft, which by 1918 would become the main supplier of badges to the CEF does not seem to have been included in these original submissions. Both J.R. Gaunt and Reid produced samples for the 3rd Battalion both are extremely rare with less than ten of any examples known at the present time.

Manufacturer's sample or proto-type 3rd Battalion cap badge by Reich



503-11-102 Cap Proto-type wm overlay on bronze maple leaf. Not makers marked

3rd Battalion sample attributed to J.R. Gaunt



503-11-104 Cap Die struck bronze maple leaf

Cloth titles were produced for a number of the battalions of the 1st Contingent. Photographs extant show these worn on the Canadian seven button tunic so it is likely they were worn only prior to sailing for France in February 1915. All are extremely rare. No examples are currently identified for the 3rd Battalion.

Elkington pattern 'C' over numeral collar badges

General Alderson also gave verbal authority for all 17 infantry battalions to adopt C over numeral collar badges for other ranks. The manufacturer of the first of these was Elkington & Co. two further issues of 'Elkington' pattern collars were made. It is undetermined if the second and third issues were produced by Elkington & Co. The 'Elkington' pattern collar badges were referred to as NCOs badges in the Charlton Catalogue but in fact are just the earlier patterns, many survivors of the 1st and 2nd Divisions rising to become NCOs over the duration of WWI.

Type 2. An additional order for another 500 sets of collar badges was placed in March 1915 presumably for the use by the reinforcements of the 1st Division after its losses in the second Battle of Ypres in April 1915. Collar badges were also ordered for the battalions of the 2nd Division as they arrived from Canada. The second pattern can be identified by the placement of the narrow brass wire lug fasteners which are attached on the 'bar' separating the letter 'C' from the number and bottom of the numeral. This pattern was worn by the early reinforcements for the 1st Division and the original troops of the 2nd Division.

Type 3. A third order for C over numeral collar badges was placed likely in the late summer of 1915 for both 1st and 2nd Divisions. This pattern has small flat cut sheet metal lugs fasteners noted in brass, copper and white metal and like the type 2 with the lugs attached on the central and bottom 'bars' These collars were worn by reinforcements for the 1st and 2nd Divisions.

The regimental pattern 3rd Battalion cap badges were issued on January 29th 1916. The first contingent of the 3rd Battalion possibly wearing British made General Service Maple leaf pattern badges by Dingley.



503-11-106 Cap GS. Maple leaf pattern. Maker marked 'W.J. Dingley B'ham'



503-12-106 Collar Brass. Elkington & Co. (Type 1) Not maker marked

503-12-108 Collar Brass. Elkington pattern (Type 2)

503-12-110 Collar Brass. Elkington pattern (Type 3)

Officers(?)



503-11-112 Cap Wm maker marked 'Dingley B'ham' (Note different naming to above gm badge.)

503-12-114 Collar White metal. Elkington & Co. (Type 1) Not maker marked

**Theatre made 'C' Over '3' cut sheet brass collar badges.
Period of manufacture is at present undetermined.**

Cut sheet brass 'C' over numeral collar badges and titles are known for a number of 1st Division Battalions including the 3rd, but the period of manufacture and issue of these badges is at present undetermined likely in 1916.



503-12-116 Collar UK 'made up' brass 'C' over '3'.



503-12-118 Collar UK 'made up' brass 'C' over '3'.

Some documentary evidence indicates that a number of infantry battalions mounted 'C' over numerals on the shoulder straps or after their adoption moved the General Service maple leaf collar on to the shoulder straps. A sharply worded 1st Divisional Routine Order (RO) 1378 of November 8th 1915 reads "On the collar they will wear the badge C/1: C/2 and nothing else. On the shoulder strap CANADA only will be worn." This is in contradiction to the directive issued in Canada, Militia Order No.164 of 29th March 1915, lists 'Canadian Expeditionary Force - Clothing and Equipment. Badges- cap 1, collar, prs 1. Shoulder- Canada prs 1, Initials sets 1, Numerals- sets 1.'

Routine Orders of May 25th 1916 states that battalion numerals and 'INF' titles are listed as being available for issue in both England and France. It does not appear that these were adopted for use in France, or if so only on a limited basis. It is likely that the majority of 1st Division battalions adopted regimental pattern titles in place of the three part: numeral, designation, and 'Canada' nationality titles.



503-14-120 Numeral Gilding metal. Caron Bros not maker marked



503-14-122 Numeral Brown finish. By Birks. Not maker marked



503-14-124 Numeral Gilding metal. Round to '3'

The August 1917 Canadian Corps 'Q' file listing the unit, maker, present possessor of dies, price paid per gross, and the annual requirements of badges. The tools and dies and supplier of the badges are listed as being held by "Maker J.R. Gaunt & Sons Ltd. Birmingham. Possessor of dies J.R. Gaunt & Sons Ltd. Birmingham. Cap badges per gross 3 pounds 12 shillings, Collar Badges C/3 2 pounds 2 shillings per gross (pairs). Men's cap badges 2000 and 2000 C/3"

Interim badges by Gaunt

Non-voided pattern or prototype

503-11-130 Cap Brown OSD. Flat back marked J.R.Gaunt London

Other ranks



503-11-132 Cap Gaunt pattern maple leaf with Caron pattern numeral '3'

NCOs(?)



503-11-134 Cap Gaunt pattern maple leaf with Gaunt officers collar overlay

Badges by J.R. Gaunt

First issued on January 29th 1916. The figures in the Roman numeral 'III' are not separated.

Other ranks. Type 1 joined numeral 'III'.



503-11-136 Cap Brass or Coppered . Lug fasteners. With 'J.R. Gaunt London' makers tab



503-12-136 Collar Brass. Large 'C' over '3'. No 'bar'. Not maker marked

503-14-136 Title Natural brass '3' over 'Canada'

Officers



503-11-138 Cap Brown OSD. Flat back. Lugs and tangs noted. Marked J.R.Gaunt London



503-12-138 Collar Brown OSD. Flat back. Lugs and tangs noted. Marked J.R.Gaunt London

503-11-140 Cap Gilt. Lug fasteners. 'J.R. Gaunt & Son Ltd. London' makers tab

503-12-140 Collar Gilt. Lug fasteners. 'J.R. Gaunt & Son Ltd. London' makers tab

(Badges of similar design in gilt and silver by J.R. Gaunt with conjoined Roman numeral 'III', bearing a makers tab with 'Made in England' are 1930s issues to the Toronto Regiment.)

3rd Battalion, 1st Brigade, 1st Div. formation patches introduced September 1916



3rd BATTALION, (THE TORONTO REGIMENT) 1st BRIGADE, 1st DIVISION 1917-1919 CENTRAL ONTARIO REGIMENT

Badges by Tiptaft

The Roman numeral 'III' comprises of three separate letters.

Other ranks



503-11-142 Cap Brass. Lug fasteners. Not maker marked



503-12-142 Collar Brass. Lug fasteners. Not maker marked

Second issued Non-voided Tudor crown

503-11-144 Cap Natural brass. Lug fasteners, not maker marked



503-12-144 Collar Natural Brass. Lug fasteners (1918)

Small 'C' over '3' pattern collars were introduced in August 1918 to replace the battalion pattern collar badges.

503-12-146 Collar Natural Brass. Small 'C' over '3'. Maker marked 'Tiptaft B'ham (August 1918)

'C' Over numeral collars by J.R. Gaunt produced for issue on demobilization.

503-13-148 Collar Gilding metal. Large 'C' over '3'. Maker marked 'J.R. Gaunt London'

Interim badges

Much confusion and speculation has always surrounded the 'interim badges'. It would appear that after the departure of the 1st Contingent many CEF battalions designed and produced their own patterns of badges without authorization from Headquarters. This was a reasonable assumption on their part as they were not paid for from the public purse. This usurping of Government authority however was quickly remedied and by mid 1915 the words 'Overseas Battalion' became an essential part of all designs sent to Ottawa for approval. When approval for a submitted design was initially denied a number of units modified the General Service government issues with the addition of battalion numbers. These are known for the 99th, 142nd, 157th (there are both other ranks and officers patterns for this battalion); the 168th and 177th Battalion and some others. All of these interim' badges are found on corresponding dated General Service maple leaf pattern badges. There are a number of other 'interim' badges of more dubious origins and these include badges for the 3rd, 4th, 9th, 41st, 85th, 135th, 135th, 149th and 235th Battalions. These may have been 'made up' in the pre WWII era by collectors 'filing holes' in their displays.

Recruiting Sergeant Badges

Modified General Service badges for the 1st and 2nd Battalions were included in major collections formed shortly after the conclusion of WWI for both the 1st and 2nd Battalions. These are found on badges dated long after the departure of these battalions for England. Hence these can not be interim patterns. Returned soldiers of units that had served with the Canadian Corps on the Western Front and repatriated to Canada

and employed at the Depot Battalions were allowed to wear their Overseas Battalion badges. It is likely that those no longer in possession of their original regimental badges (all 1st Division badges having been produced in England) may well have worn these 'made up' patterns as a mark of distinction.) In the notes listing the different varieties of badges in his collection, Bill Bird describes a 'made up' 2nd Battalion badge as being obtained from a 'Recruiting Sergeant', this would be consistent with duties performed by Depot personnel in Canada. (The Bird collection was sold in 1946.) Due to the ease of 'manufacturing' these 'made up' badges should not command a premium price unless with provenance. No examples of 'made up' collar badges are illustrated in the Bird collection.

Canadian 'Made up' cap badges

Other ranks



503-11-150 Cap General Service Maple leaf with added numeral

Officers



503-11-152 Cap Silver numeral '3' on brass badge. Flat copper lugs. Maker currently unidentified

Reinforcements for the 3rd Overseas Battalion February 1915 to January 1916

(Provided by the 9th Battalion, training and reserve)

From the time of its entry into France in February 1915 until January 1916 reinforcements for the 3rd Battalion were provided by the 9th Battalion. By September 12th the 3rd Battalion had suffered 836 casualties, not including troops gassed.

Reinforcements for the 3rd Overseas Battalion January 1916 to January 1917

(Provided by the 35th Battalion, 2nd Training Brigade)

The 35th Canadian Infantry Battalion CEF was approved to be recruited and mobilized at Toronto at an unspecified date in April 1915 being authorized under General Order 86 of July 1st 1915. The 35th Battalion was recruited principally by the York Rangers this previously having contributed 273 volunteers to the 4th Battalion on its formation at Camp Valcartier in August 1914. The 12th York Rangers also raised or provided volunteers to the 20th, 81st, 83rd, 127th and 220th Battalions. Two reinforcing drafts were

dispatched from the 35th Battalion prior to the battalion sailing for England in October 1915. The first of five officers and 250 other ranks June 5th 1915, a second of five officers and 250 other ranks August 17th 1915. The 35th Battalion followed October 15th 1915 with 41 officers and 1115 other ranks command of Lieutenant-Colonel F.C. McCordick. Effective September 15th 1915 the 35th Battalion became a component of the 2nd Training Brigade and served in this capacity until January 3rd 1917 when it the Training Brigades were disbanded and replaced by Reserve Battalions. During its period of operations with the 2nd Training Brigade the 35th Battalion absorbed the 81st, 99th and 111th Infantry Battalions.

Reinforcements for the 3rd Overseas Battalion January 1917 -1918 (12th Reserve Battalion)

In January 1917 the CEF was reorganized and 26 Reserve Battalions were formed in England by amalgamating a number of infantry battalions that had been serving as training brigades in England. Three Reserve battalions were designated as reinforcing battalions for the Central Ontario Regiment. These being the 3rd, 5th and 12th Reserve Battalions. Reinforcements for the 3rd Overseas Battalion henceforth were supplied by the 12th Reserve Battalion which also supplied reinforcements to the 75th Battalion and the 1st Canadian Labor Battalion (formerly the 124th Battalion) serving with the Canadian Corps on the Western Front.

POST WWI

In the 1920 post WWI reorganization of the Canadian Militia the 3rd Battalion CEF was disbanded and reconstituted as a regiment of the Canadian Militia under the designation the Toronto Regiment, with three battalions. The 1st (Active) Battalion (3rd Bn. CEF), the 2nd (Reserve) Battalion (124th Bn. CEF) and the 3rd (Reserve) Battalion (169th CEF). This was amended under General Order 93 of June 1915, 1920 with the 169th Battalion being replaced with the 170th Battalion an additional reserve battalion being added. The reserve battalions now being numbered the 2nd Battalion. (124th Bn. CEF), 3rd Battalion (170th Bn. CEF), and the 4th Battalion. (204th Bn. CEF) respectively. The officers continuing to wear their CEF regimental pattern badges these with a gilt finish. A new issue of other ranks badges was worn until 1924 being produced by Rosenthal of Toronto when under General Order 1 of 1924 new patterns were adopted for other ranks. Officers continued to wear badges of similar design to the WWI issues until the regiment amalgamated with the Royal Grenadiers to form the Royal Regiment of Toronto Grenadiers December 15th 1936.

The Toronto Regiment 1920 - 1924

Badge by Rosenthal Toronto



503-11-160 Cap

Dark brown. Flat back marked H. Rosenthal Toronto

Counterfeit cap badge

The following counterfeit badge was offered for sale on the United Kingdom eBay site in 2018. Note the

blurred detail, 'off metal' and extra metal around the design this not found on the original die struck example. Similar brass examples will also exist.



503-11-162 Cap

Pressure cast silver.

Officers badges by Gaunt

This issue is identical to the WWI issues with the exception of additional 'Made in England' stamped on the reverse.



503-11-164 Cap

London Made in England

Brown OSD. Tangs. Double marked J.R.Gaunt London & J.R. Gaunt & Son



503-12-164 Collar

Dark brown finished gilding metal

4th Provisional Battalion (as of August 1914)

The 4th Battalion was a composite battalion formed in August 1914 at Camp Valcartier Quebec. This under authority of Privy Council Order 2067 of August 5th 1914. The 4th Battalion comprised of volunteers from militia regiments of Military District No.2. (Central Ontario) The 4th Battalion was formed from the cavalry personnel of 25th Brant Dragoons (60), and the following infantry regiments: 12th Regt. (York

Rangers) (273), 13th Royal Regt. (181), 19th (Lincoln) Regiment (74), 20th Regiment (Halton Rifles) (171), 35th Regiment (Simcoe Foresters) (124), 35th (Peel) Regt. (230), 37th Regiment (Haldimand Rifles) (76), 38th Regiment (Dufferin Rifles of Canada) (194), 39th Regiment (Norfolk Rifles) (30) and the 44th (Lincoln & Welland) Regiment (202). The Battalion sailed with the First Contingent October 3rd 1914 under command of Lieutenant-Colonel R.H. Labatt (13th Royal Regiment), with a strength of 42 officers and 1084 other ranks. In England the 4th Battalion, nicknamed the 'Mad Fourth', was assigned to the 1st Infantry Brigade, 1st Canadian Division sailing for France in early February 1915 with an establishment of 30 officers and 996 other ranks a total of 1026. The 4th Canadian Infantry Battalion served on the Western Front for the duration of the war being disbanded under General Order 149 September 15th 1920.

4th Battalion (The Mad Fourth) 1st Brigade

The corrected regimental numbers block for the original contingent of the 4th Canadian Infantry Battalion was 10504 - 12000.

OVERSEAS

Sample or proto-type 4th Battalion cap badge by Reiche



504-11-102 Cap

White metal overlay on gilt maple leaf. Maker marked Reiche

Sample or proto-type cap badge by Gaunt.

504-11-104 Cap

Gilt overlay on copper maple leaf

Apparently the sample cap badges presented by J.R. Gaunt were acceptable to the 4th Battalion and all ranks adopted the white metal overlay on a bronze maple leaf pattern. The J.R. Gaunt & Sons Ltd. Badges can be identified by the numeral '4' being centered directly over the letter 'A' in Ontario, this with small lettering. The upward curve of the 'Central' ribbon is more pronounced than on the later Tiptaft issues.

1st Issue All Ranks cap badge by J.R. Gaunt



504-11-106 Cap

White metal overlay on brown maple leaf. Not maker marked

‘C’ over numeral collar badges 1914 -1916

After arrival in England General Alderson gave verbal authority for all 17 infantry battalions of the 1st contingent to adopt C over numeral collar badges for other ranks. The manufacturer of the first of these was Elkington & Co. two further issues of ‘Elkington’ pattern collars were made. It is not currently confirmed if the second and third issues were produced by Elkington & Co. These ‘Elkington’ patterns were referred to as NCOs badges in the Charlton Catalogue but in fact are just the earlier patterns, many survivors of the 1st and 2nd Divisions becoming NCOs over the duration of WWI.

Elkington Type 1. Have copper wire lug fasteners which are attached at the top of the letter ‘C’ and bottom of the numeral. This pattern was worn by the original troops of the 1st Division.

504-12-106 Collar

Brass. By Elkington & Co. not maker marked.

An additional order for another 500 sets of collar badges was placed in March 1915 presumably for the use by the reinforcements of the 1st Division after its losses in the second Battle of Ypres in April 1915. Collar badges were also ordered for the battalions of the 2nd Division as they arrived from Canada. The second pattern can be identified by the placement of the narrow brass wire lug fasteners which are attached on the ‘bar’ separating the letter ‘C’ from the number and bottom of the numeral. This pattern was worn by the early reinforcements for the 1st Division and the original troops of the 2nd Division.



504-12-108 Collar

Brass. Elkington pattern (Type 2). Not maker marked.

Type 3. A third order for C over numeral collar badges was placed likely in the late summer of 1915 for both 1st and 2nd Divisions. This pattern has small flat cut sheet metal lugs fasteners these lugs noted in brass, copper or white metal and like the type 2 with the lugs attached on the central and bottom ‘bars’ These collars were worn by reinforcements for the 1st and 2nd Divisions.



504-12-110 Collar (Type 3)

Brass. Elkington pattern (Type 3). Not maker marked.

Theatre made ‘C’ Over ‘4’ cut sheet brass collar badges. Period of manufacture is at present undetermined.



504-12-112 Collar Cut sheet brass 'C' over '4'.

504-14-114 Title Natural brass '4' over 'Canada'. By Gaunt not maker marked

Shoulder strap titles & numerals

Some documentary evidence indicates that a number of infantry battalions mounted 'C' over numerals on the shoulder straps or after their adoption moved the General Service maple leaf collar on to the shoulder straps. A sharply worded 1st Divisional Routine Order (RO) 1378 of November 8th 1915 reads "On the collar they will wear the badge C/1: C/2 and nothing else. On the shoulder strap CANADA only will be worn." This is in contradiction to the directive issued in Canada, Militia Order No.164 of 29th March 1915, lists 'Canadian Expeditionary Force - Clothing and Equipment. Badges- cap 1, collar, prs 1. Shoulder- Canada prs 1, Initials sets 1, Numerals- sets 1.'.

As of May 25th 1916 battalion numerals and 'INF' titles were listed as available for issue in both England and France. It does not appear that these were adopted for use in France, or if so only on a limited basis. It would appear that the majority of battalions serving in France adopted regimental pattern titles in place of the three part: numeral, designation, and 'Canada' nationality title. Only a single pattern has so far been identified for the 4th Battalion but others were almost certainly produced. the chronology of when these were worn has not been determined.



504-14-116 Numeral Gilding metal



504-14-118 Numeral Gilding metal

Badges by Tiptaft (Circa 1916)

The Tiptaft cap badges can be identified by the large lettering on the 'Ontario' ribbon the numeral '4' being centered between the letters 'A and R' in Ontario. The collar badges have distinctive flat oval lug fasteners fixed at the top and bottom this pattern noted for both either Hicks & Sons or Henry Jenkins & Co.

Other Ranks



504-11-120 Cap All Ranks w/m overlay on bronze maple leaf

Collar badges by Hicks & Son or Henry Jenkins with broad, flat oval lug fasteners,

504-12-122 Collar

Gilding metal. 'C' over '4'. Thick oval lugs. Not maker marked

Officers(?)



504-11-124 Cap

Wm. overlay on bronze maple leaf. Maker marked Tiptaft B'ham



504-2-12-126 Collar

Brown OSD finish. Lug fasteners. Not maker marked

CLOTH FORMATION PATCHES INTRODUCED 1916


The introduction of identifying coloured formation patches was first discussed in August 1916. The tentative colours selected for the three divisions in the field being red for the 1st Division, blue for the 2nd Division and white for the 3rd Division. (this later changed to grey). These patches were introduced in September 1916. Initially being worn sewn on the back 1-inch below the collar. Within days of being introduced the colour of the 3rd Division was changed from white to black. The units of the 2nd Division were given permission to move these to the sleeves within days. The formation patches for the officers of the 2nd Division had a Roman numeral 'II' within the letter 'C' in gold wire 'Bullion'. Presumably the other divisions also moved the patches from the back to the sleeves in the fall of 1916.

The initial colour selected for the formation patches of the 4th Division which arrived in France in August 1916 was yellow but 4th Division formation patches were not adopted until April 2nd 1917 these being green in colour and 1 3/4 by 3 3/4 inches in size. In May 1917 the Divisional signs were formalized at 3 x 2-inches. In May 1917, after the battle of Vimy Ridge, the colour of the 3rd Divisions patches was changed from black to French-grey. Initially the patches were provided by ordnance stores but in a letter dated March 7th 1917 the Quarter-Master General stated that a monetary allowance of 20 Francs for each 250 men on the establishment of a unit would be provided to each Battalion in France for the purchase of Brigade/Division patches from local sources. Apparently these issues were in flannel cloth purchased in large part from French laundry women.

In addition to the rectangular colored divisional signs, the three infantry brigades within each division were also assigned identifying colours, these being green for the first brigade, red for the second, and blue for the third. Each of the four battalions within an infantry brigade were identified by an identifying geometric shape. This being a circle for the first battalion (a symbol with a single side), the second battalion a half or demi-circle (a two sided figure), the third battalion by a triangle (three sides), and the fourth battalion a square (four sides), a simple and elegant way of identifying soldiers of any unit.

By 1918 the wearing of formation patches had become formalized and encompassed almost all units in France. Brigade Headquarters personnel were identified by green red or blue 3 x ½ inch 'bars' worn over the divisional sign. The 5th Division formation patches were Garnet, a deep wine red colour, worn without brigade distinctions although these shown in the post WWI official documents. The authorized Officers patterns are pictured with an angular gold 'bullion' wire letter 'C' inset with five bars. No cloth examples are reported but are noted painted on the Brodie helmet. Only the Divisional Artillery and Machine Gun Brigade served in France the infantry battalions being used as reinforcements.

4th Battalion, 1st Brigade, 1st Division



4th Battalion (Western Ontario Regiment) 1917-1919

The August 1917 Canadian Corps 'Q' file listing the unit, maker, present possessor of dies, price paid per gross, and the annual requirements of badges. The tools and dies and supplier of the badges are listed as "Maker W.J.Dingley, 77 Warston Lane, Birmingham. Present possessor of dies W.J.Dingley, 77 Warston Lane, Birmingham. Sets 3 pounds 17 shillings per gross. 2000 sets."

SECOND PATTERN BADGES

The second pattern badges are struck in a variety of different metals. some with overlays. It is currently undetermined which are other ranks, NCOs or officers patterns.

1st issue badges by W.J. Dingley, Birmingham

Other ranks(?)

Cap badges with 'broad' maple leaf. 'Short' stem on maple leaf



504-11-128 Cap

White metal



504-12-128 Collar

White metal 'C' over '4' (Elkington type 3)



504-12-130 Collar

White metal 'C' over '4' (Elkington type 3)

Officers cap badge by unidentified maker (Dingley?)

Narrow badges with 'sharply pointed maple leaf. Curved stem on maple leaf.



504-11-132 Cap

Chocolate brown OSD finish. Lug fasteners. Not maker marked

504-12-132 Collar

Chocolate brown OSD finish. Lug fasteners. Not maker marked

Badges by the Goldsmiths and Silversmiths Co.

Wide badges with straight stem on maple leaf

Other ranks



504-11-134 Cap

White metal. Lug fasteners. Not maker marked



504-12-134 Collar

White metal. Lug fasteners. Not maker marked

NCOs(?)



504-11-136 Cap

Blackened white metal. Lug fasteners. Not maker marked



504-12-136 Collar

Blackened white metal. Pin fastener. Not maker marked

Officers



504-11-138 Cap

Brown OSD finish. Flat back. Maker marked 'G & S Co. 112 Regent Street London'



504-12-138 Collar Brown OSD finish. Flat back. Maker marked 'G & S Co. 112 Regent Street London'



504-12-140 Collar Brown OSD finish. Flat back. Not maker marked

504-11-142 Cap G & S Hall marked sterling silver



504-12-142 Collar G & S Hall marked sterling silver

Badges by Tiptaft



504-11-144 Cap Gilding metal. Lug fasteners. Not maker marked



504-12-144 Collar Brown finish. Die struck. N/S lug fasteners. Not maker marked



504-12-146 Collar Brass large 'C' over '4. Maker marked 'Tiptaft B'ham'

NCOs(?)



504-11-148 Cap Wm numeral '4' overlay on brown finished gilding metal



504-12-148 Collar Wm numeral '4' overlay on brown finished gilding metal

Officers(?)

504-11-150 Cap Brown OSD finish. Flat back, maker marked 'Tiptaft B'ham'.



504-12-150 Collar Brown OSD finish. Flat back. E/W lugs. Maker marked 'Tiptaft B'ham'

This issue produced for issue on demobilization.

Other ranks



504-12-152 Collar Gilding metal. Marked 'J.R. Gaunt London'

INTERIM BADGES

Much confusion and speculation has always surrounded the 'interim badges'. It would appear that after the departure of the 1st Contingent many CEF battalions designed and produced their own patterns of badges without authorization from Headquarters. This was a reasonable assumption on their part as they were not paid for from the public purse. This usurping of Government authority however was quickly remedied and by mid 1915 the words 'Overseas Battalion' became an essential part of all designs sent to Ottawa for approval. When approval for a submitted design was initially denied a number of units modified the General Service government issues with the addition of battalion numbers. These are known for the 99th, 142nd, 157th (there are both other ranks and officers patterns for this battalion); the 168th and 177th Battalion and some others. All of these interim' badges are found on corresponding dated General Service maple leaf pattern badges. There are a number of other 'interim' badges of more dubious origins.

RECRUITING SERGEANT BADGES

Modified General Service badges for the 1st and 2nd Battalions were included in major collections formed shortly after the conclusion of WWI for both the 1st and 2nd Battalions. These are found on badges dated long after the departure of these battalions for England. Hence these can not be interim patterns. Returned soldiers of units that had served with the Canadian Corps on the Western Front and repatriated to Canada and employed at the Depot Battalions were allowed to wear their Overseas Battalion badges. It is likely that those no longer in possession of their original regimental badges (all 1st Division badges having been produced in England) may well have worn these 'made up' patterns as a mark of distinction.) In the notes listing the different varieties of badges in his collection, Bill Bird describes a 'made up' 2nd Battalion badge as being obtained from a 'Recruiting Sergeant', this would be consistent with duties performed by Depot personnel in Canada. (The Bird collection was sold in 1946.) Due to the ease of 'manufacturing' these 'made up' badges should not command a premium price unless with provenance. No examples of 'made up' collar badges are illustrated in the Bird collection.



504-11-154 Cap Birks numeral on 1918 dated Roden Bros GS maple leaf cap badge.

Reinforcements for the 4th Overseas Battalion February 1915 to July 1915 (9th Battalion, training and reserve)

Between its entry into France in February 1915 until July 1915 reinforcements for the 4th Battalion were

provided by the 9th Battalion. These duties were taken over by the 35th Battalion upon its arrival in England in July 1915. By September 12th 1915 the 4th Battalion had suffered 722 casualties, not including troops gassed. In January 1917 the 35th Battalion amalgamated with a number of other Ontario Battalions in England to form the 3rd Reserve Battalion.

Reinforcements for the 4th Overseas Battalion July 1915 until January 1917 (35th Battalion, training and reserve)

Reinforcements for the 4th Overseas Battalion January 1917 - 1918 (3rd Reserve Battalion)


In January 1917 the 35th Battalion amalgamated with the remaining personnel of a number of other Ontario Battalions in England to form the 3rd Reserve Battalion. This assigned the reinforcing battalion for the 4th and 19th Infantry Battalions and 123rd Pioneer Battalion serving on the Western Front. In April 1918 the 3rd Reserve Battalion was designated as one of two reserve battalions for the 1st Central Ontario Regiment, this authorized under General Order 77 of April 15th 1918, the other being the 12th Reserve Battalion. The 3rd Reserve Battalion provided reinforcements to the 4th and 19th Infantry Battalions and the 2nd and 4th Canadian Mounted Rifles serving with the Canadian Corps on the Western Front.

1st Canadian Infantry Brigade Machine Gun Company January 1st 1916 - July 1916

The 1st Canadian Infantry Brigade Machine Gun Company was formed at Mont du Cats in France in January 1916 from the machine gun sections of the 1st Infantry Brigade under command of Lieutenant J.T. Anglin. (2nd QOR) In July 1916 the 1st Canadian Infantry Brigade Machine Gun Company was redesignated the 1st Canadian Machine Gun Company under command of Captain W.J.A. Lalor. (23rd Northern Pioneers). Then between December 1916 and October 1917 by Major W.M. Pearce command then being taken over by then Major W.J.A. Lalor until February 1918 when from March 27th 1918 command passed to Captain R.H. Matthews when the 1st Canadian machine Gun Company was absorbed into the 1st Machine Gun Battalion.

Formation patches worn between January 1917 - March 1918

1st Canadian Infantry Brigade Machine Gun Company, 1st Infantry Brigade January 1st 1916 - July 1916



1st Brigade, Light Trench Mortar Battery

The battery was organized in Flanders as 1/C/1 and 1/C/2 on February 29th 1916 under command of

Captain W.E. McIntyre (8th Royal Rifles). War Diaries are noted only from May 21st 1916 to August 31st 1916 but Operational Orders continue through 1918. Effective June 20th 1916 the designation became the 1st Brigade Trench Mortar Battery and on September 9th 1916 the batteries were amalgamated and designated the 1st Light Trench Mortar Battery. The battery was disbanded November 15th 1918 the personnel returning to their original units for demobilization.

Formation patches worn between 1916 and March 1918




For continuation please see Artillery section

2nd CANADIAN INFANTRY BRIGADE

The 2nd Infantry Brigade, 1st Division comprised of the 5th, 7th, 8th and 10th Infantry Battalions

2nd Brigade Headquarters red bar worn above the red Divisional patch

The establishment of the 2nd Canadian Infantry Brigade, 1st Canadian Division was confirmed in January 1915 at Salisbury Plain in England comprising of Brigade Headquarters of 39 all ranks, and the 5th, 7th, 8th and 10th Canadian Infantry Battalions. The corrected regimental numbers block assigned to the 2nd Canadian Infantry Brigade Headquarters was 12001 - 12600



5th Provisional Battalion (as of August 1914)

The 5th Battalion was a composite cavalry battalion formed in August 1914 at Camp Valcartier Quebec this under authority of Privy Council Order 2067 of August 5th 1914. The 5th Battalion comprised of volunteers from cavalry regiments from Western Canada. After instructions were received from Britain that only infantry battalions were required, the 5th Western Cavalry volunteered to fight dismounted as infantry. The 5th Battalion was formed from some of 1563 personnel of the 12th Manitoba Dragoons (201), 15th Light Horse (290), 27th Light Horse (243), 29th Light Horse (200), 30th BC Horse (26), 31st BC Horse (487), and the 35th Central Alberta Horse (116) who arrived at Valcartier during the late summer of 1914. The Battalion sailed with the First Contingent October 3rd 1914 under command of Lieutenant-Colonel G.S. Tuxford (27th Light Horse) with a strength of 45 officers and 1095 other ranks. In England the 5th Battalion, nicknamed the 'Tuxford's Dandy's', was assigned to the 2nd Infantry Brigade, 1st Canadian Division sailing for France in early February 1915 with an establishment of 30 officers and 996 other ranks a total of 1026. On January 29th 1915 Just prior to sailing for France the 5th Battalion was issued with web equipment. The 5th Battalion served in the 2nd Infantry Brigade 1st Canadian Division for the duration of the war being disbanded under General Order 149 September 15th 1920.

The 'corrected' regimental numbers block for the original contingent of the 5th Canadian Infantry Battalion was 12601 - 14400.

5th Battalion (Tuxford's Dandy's 2nd BRIGADE

OVERSEAS

The 5th Battalion sailed for England without regimental badges. After the arrival of the 1st Contingent in England in October 1914 General Alderson gave verbal authority that the battalions of the 1st Division could adopt battalion cap badges at unit expense. Designs for cap badges of all four battalions of the 2nd Infantry Brigade, the 5th, 6th 7th and 8th, were submitted by the Brigadier General A.W. Currie to the Assistant Adjutant General on October 25th 1914 shortly after the arrival of the 1st Contingent in the United Kingdom. (The 6th Battalion was replaced in the 2nd Infantry Brigade by the 10th Battalion before this sailed for France in February 1915.) No sample badges are currently known for the 5th Battalion presumably the patterns submitted being accepted. The 5th Battalion cap badges were worn with a red felt insert behind the voided centre. The central design of the badge is surrounded with a laurel wreath entwined with a ribbon bearing the titles of the units forming the 5th Battalion. These being the 12th Manitoba Dragoons, 15th Light horse, 27th Light horse, 29th Light horse, 30th BC horse, 31st BC horse, and the 35th Central Alberta horse, the badge also bears a 'Corps of Guides' of which 235 troopers had arrived at Camp Valcartier to join the 1st Contingent these being distributed amongst other units as there was no matching unit within the British Army establishment, with the exception of the Indian Army. A close examination of the regimental designations will show that a number of these are wrongly numbered.

Cap badges

After its arrival in England it is believed that the majority of badges for the 5th Battalion were procured from the Goldsmiths and Silversmiths Co. Other ranks badges being struck under licence possibly by J.W. Tiptaft & Sons. The cap badges were usually worn with a red felt backing.

Other ranks



505-11-102 Cap

Brown finish. Voided crown. Not maker marked

Shoulder titles

Cloth titles were produced for a number of the battalions of the 1st Contingent. Photographs extant show these worn on the Canadian seven button tunic so it is likely they were worn only prior to sailing for France in February 1915. All are extremely rare.



505-22-102 Cloth Title Yellow lettering woven through Khaki cloth.

Collar Badges



505-12-104 Collar

Brass. By Elkington & Co. (Type 1)

A further 1000 (500 sets) of C over numeral collar badges were ordered for each of the 12 Infantry Battalions in France March 3rd 1915.

505-12-106 Collar

Brass. Elkington pattern (type 2)

Officers



505-11-108 Cap Gilt. Voided crown. N/S lugs. Not maker marked



505-12-108 Collar Gilt. Solid crown. Flat back. Pin fastener. Not maker marked



505-14-108 Title Gilt. Lug fasteners. Not maker marked

Bandsmen (?)

The War Diary reported that the musical instruments for the battalion band arrived on November 10th 1915. A number of rare and currently 'unidentified' pattern badges may have been 'special' badges made for the band. It is not stated if the band was a 'brass' band (gold finished instruments) or a silver band with silver badges. Bandsmen usually served as stretcher bearers during operations.



505-11-110 Cap Sterling silver. Flat back. Slide fastener. Hallmarked G & S. Co.

Dates include 1915 and 1917

505-12-110 Collar Sterling silver. Flat back. Pin fastener. Hallmarked G & S. Co. 1917



505-14-110 Title Brass large 'CANADA/5th/WESTERN CAVALRY'



505-12-112 Collar Brass. Elkington pattern. (Type 3)

Theatre made 'C' Over '5' cut sheet brass collar badges. Period of manufacture is at present undetermined.

505-12-114 Collar Cut sheet brass 'C' over '5'.

Shoulder strap titles & numerals

Some documentary evidence indicates that a number of infantry battalions mounted 'C' over numerals on the shoulder straps or after their adoption moved the General Service maple leaf collar on to the shoulder straps. A sharply worded 1st Divisional Routine Order (RO) 1378 of November 8th 1915 reads "On the collar they will wear the badge C/1: C/2 and nothing else. On the shoulder strap CANADA only will be worn.". This is in contradiction to the directive issued in Canada, Militia Order No.164 of 29th March 1915, lists 'Canadian Expeditionary Force - Clothing and Equipment. Badges- cap 1, collar, prs 1. Shoulder- Canada prs 1, Initials sets 1, Numerals- sets 1.'.

Routine Orders of May 25th 1916 states that battalion numerals and 'INF' titles are listed as being available for issue in both England and France. It does not appear that these were adopted for use in France, or if so only on a limited basis. It is likely that the majority of 1st Division battalions adopted regimental pattern titles in place of the three part: numeral, designation, and 'Canada' nationality titles.

As of May 25th 1916 battalion numerals and 'INF' titles were apparently available for issue in both England and France. It does not appear that these were adopted for use in France, or if so only on a limited basis.



505-14-116 Numeral Gilding metal by Caron Bros



505-14-118 Numeral By Birks not maker marked



505-14-120 Title Brass. Copper wire lugs. Not maker marked

Other Ranks

Collar badges by Hicks & Son or Henry Jenkins with broad, flat oval lug fasteners,

505-12-122 Collar Gilding metal. C over 5. Thick flat oval lugs. Not maker marked

Officers

Officers badges by the Goldsmiths and Silversmiths Co., maker marked 'G & S. Co. 112 Regent St. London'



505-11-124 Cap Brown OSD finish, flat back with E/W lug fasteners, maker marked


505-12-124 Collar Brown OSD finish flat back maker marked. Both lug and pin back noted.



505-11-126 Cap Brown OSD with silvered details. N/S. lugs. Flat back not maker marked

505-12-126 Collar Matching collar badges are not confirmed

5th Battalion, 2nd Brigade, 1st Division formation patches Introduced September 1916



The August 1917 Canadian Corps 'Q' file listing the unit, maker, present possessor of dies, price paid per gross, and the annual requirements of badges. The maker of the badges is listed as "J.W. Tiptaft & Son Ltd., Northampton Street, Birmingham, Eng. The possessor of the dies the Goldsmiths and Silversmiths Ltd. 112 Regent St. London. (from 1st) 3 Pounds 12 shillings per great gross. (from 2nd) 15 pounds in quantities of 1000 per gross. Collar & Shoulder badges obtained from Ordnance. 2,000 to 2,500 per annum." Presumably at this period Tiptaft struck the badges from the dies made by G. & S. Ltd. Later cutting their own dies when given the order to produce badges for the CEF by the Canadian Government in the fall of 1917.



505-11-128 Cap Brown finish. Flat back. E/W Lug fasteners. Marked 'Tiptaft B'ham'



505-12-128 Collar Brown OSD. Flat back. Lug fasteners. Maker marked 'Tiptaft B'ham'



505-12-130 Collar Brass. Maker marked Tiptaft B'ham

Officers



505-11-132 Cap Red brown finish. Slide fastener. Not maker marked

Slouch hat (1918)?

An example of the large brass badge of similar design to the ORs cap badge was sold by Ed Denby & Associates July 10th 1976. Part 1 of the Babin Collection Lot.224. Possibly slouch hat badges were likely purchased for return to Canada. A similar example was included in the Bone collection. Similar large size slouch hat badges were produced for the 2nd CMR badges by Tiptaft some with slide other with lugs.

505-11-134 Slouch Hat Brass. Examples noted with either lugs or screw post fasteners

'C' over '5' collar badges marked 'J.R. Gaunt London' produced for issue on demobilization.

505-12-136 Collar Gilding metal large 'C' over '5'

RECRUITING SERGEANT BADGES

Modified General Service badges for the 1st and 2nd Battalions were included in major collections formed shortly after the conclusion of WWI for both the 1st and 2nd Battalions. These are found on badges dated long after the departure of these battalions for England. Hence these can not be interim patterns. Returned soldiers of units that had served with the Canadian Corps on the Western Front and repatriated to Canada and employed at the Depot Battalions were allowed to wear their Overseas Battalion badges. It is likely that those no longer in possession of their original regimental badges (all 1st Division badges having been produced in England) may well have worn these 'made up' patterns as a mark of distinction.) In the notes listing the different varieties of badges in his collection, Bill Bird describes a 'made up' 2nd Battalion badge as being obtained from a 'Recruiting Sergeant', this would be consistent with duties performed by Depot personnel in Canada. (The Bird collection was sold in 1946.) Due to the ease of 'manufacturing' these 'made up' badges should not command a premium price unless with provenance. No examples of 'made up' collar badges are illustrated in the Bird collection.



505-11-138 Cap

White metal number on General Service Maple leaf cap badge.

Reinforcements for the 5th Overseas Battalion February to July 1915 11th Battalion (Training and reserve)

From the time of its entry into France in February 1915 until July 1915 reinforcements for the 5th Battalion were provided by the 11th Battalion. As of July 1915 reinforcements were supplied by the 32nd Battalion this also providing reinforcements to the 28th Battalion serving on the Western Front. By September 12th the 5th Battalion had suffered 724 casualties, not including troops gassed. In January 1917 the 32nd Battalion was reorganized and amalgamated to form the 15th Reserve Battalion.

Reinforcements for the 5th Overseas Battalion July 1915 until January 1917 (32nd Battalion (Training and reserve))

Reinforcements for the 5th Overseas Battalion January 1917 - 1918 (15th Reserve Battalion)

In January 1917 the 32nd Battalion amalgamated with the remaining personnel of the 53rd, 188th and 195th Battalions and a draft from the 152nd battalion to form the 15th Reserve Battalion this under command of Lieutenant-Colonel F.J. Clark to supply reinforcements to the 5th and 28th Battalions serving in France and Flanders. During this period of operations the 15th Reserve Battalion absorbed 214th, 232nd, 243rd and 249th Infantry Battalions. In October 1917 the 15th Reserve Battalion absorbed the 19th Reserve Battalion becoming the sole reinforcing battalion for the Saskatchewan Regiment, this authorized under General Order 57 of May 15th 1918 and providing reinforcements to the 5th, 28th 45th and 1st CMR Battalions serving with the Canadian Corps on the Western Front.

7th Provisional Battalion (as of the 3rd September 1914)

The 7th Battalion was a composite battalion formed in August 1914 at Camp Valcartier Quebec under authority of Privy Council Order 2067 of August 5th 1914. The 7th Battalion comprised of volunteers from militia regiments of Military Area (later District) 11 (British Columbia) The volunteers coming from the 6th Regiment (DCOR) (353) the 11th Regiment (Irish Fusiliers of Canada) (355), the 88th Regiment (Victoria Fusiliers) (247), the 102nd Regiment (Rocky Mountain Rangers) (123), the 104th Regiment (Westminster Fusiliers) (153), plus a large detachment from the Kootenay's of 310 all ranks. The Battalion sailed with the First Contingent October 3rd 1914 under command of Lieutenant-Colonel W. F. R. Hart McHarg (6th Duke of Connaught's Own Rifles), with a strength of 47 officers and 1176 other ranks. In England the 7th Battalion, nicknamed the '1st British Columbia', was assigned to the 2nd Infantry Brigade, 1st Canadian Division sailing for France in early February 1915 with an establishment of 30 officers and 996 other ranks a total of 1026 all ranks. The 7th Battalion served in the 2nd Infantry Brigade 1st Canadian Division for the duration of the war being disbanded under General Order 149 September 15th 1920.

The corrected regimental numbers block for the 7th Canadian Infantry Battalion was 16201 - 18000.

The 6th Regiment (DCOR) provided the 7th Battalion with a Bugle Band of 15 bugles and seven drummers.

7th Battalion (1st British Columbia) 2nd Inf. Brigade October 1914

OVERSEAS

After its arrival in England command of the 1st Contingent was given to British Lt. General E.A.H. Alderson. Soon after General Alderson gave verbal authority granting the battalions of the 1st Division to adopt battalion cap badges at unit expense. It would appear that various makers were invited to submit designs and known examples had been produced by Hicks and Son Ltd by as early as January 1915. Other makers awarded contracts to supply cap badges to the battalions of the 1st Contingent include Gaunt, Dingley, Hicks and Reiche of jeweler located in the town of Folkstone on England's South coast later changing the name to Reid in the wave of anti German sentiment of WWI. Cap badges are noted with makers marks Reiche, Reigh, or just 74 Tontine St. Folkstone. It is believed that as a jeweler the firm did not have the heavy presses necessary to strike large quantities of badges and these were likely struck under licence likely by J.W.Tiptaft of Birmingham which by 1917 would become the main supplier of badges to the CEF. Tiptaft does not appear to have been included in the original submission of badge designs. The records of the Canadian Military Headquarters in London, including those pertaining to badges were destroyed in 1917 when the building caught fire. All prototypes are extremely rare around ten examples of any pattern known at the present time. Presumably due to the quoted prices the Gaunt pattern was not adopted and the order for 7th Battalion badges placed with Hicks & Son. A further Prototype cap badge with Roman Numeral 'VII' by the Goldsmiths and Silversmiths Co. is believed to have been produced in 1918.

Cloth titles

Cloth titles were produced for a number of the battalions of the 1st Contingent. Photographs extant show these worn on the Canadian seven button tunic so it is likely they were worn only prior to sailing for France in February 1915. All are extremely rare.



507-22-102 Cloth Title Green lettering woven on khaki worsted

Manufacturer's samples or proto-types 7th Battalion cap badges

507-11-102 Cap Proto-type silver overlay on gilt maple leaf

Manufacturer's sample 7th Battalion cap badge by the Goldsmiths and Silversmiths Co.

507-11-104 Cap Proto-type with Roman numeral 'VII' wm overlay on bronze maple leaf



507-11-106 Cap

Sterling silver proto-type or sweetheart by Fattorini & Son (Birmingham)



Birmingham Hall mark for F.Fattorini & Son year date 1914/1915

Cap Badge by Hicks & Son

Other ranks



507-11-108 Cap

Wm overlay on brown Maple leaf.

In addition to authorizing regimental pattern cap badges at battalion expense, General Alderson also authorized all 17 battalions of the First Contingent to be issued C over numeral collar badges for other ranks. The order for these was placed with Ellington & Co. three different issues being made. Some documentary evidence indicates that some battalions mounted these on the shoulder straps and not on the collar or moved the General Service maple leaf collar to the shoulder strap. 1st Divisional Routine Order (RO) 1378 of November 8th 1915 states "On the collar they will wear the badge C/1: C/2 and nothing else. On the shoulder strap CANADA only will be worn.". Please see below for the modification of this Order.

Conflicting orders regarding the wearing of badges were issued at Canadian Militia Headquarters in Ottawa, Overseas Headquarters in London and Canadian Corps Headquarters in France.

507-12-108 Collar Brass by Elkington & Co. (Type 1)

Other ranks. March 1915 reinforcements 2nd Issue collar badges by Elkington & Co.



507-12-110 Collar Brass. Elkington pattern (Type 2)

507-12-112 Collar Brass. Elkington pattern (Type 3)

Shoulder strap numerals and titles

Some documentary evidence indicates that a number of infantry battalions mounted 'C' over numerals on the shoulder straps or after their adoption moved the General Service maple leaf collar on to the shoulder straps. A sharply worded 1st Divisional Routine Order (RO) 1378 of November 8th 1915 reads "On the collar they will wear the badge C/1: C/2 and nothing else. On the shoulder strap CANADA only will be worn." This is in contradiction to the directive issued in Canada, Militia Order No.164 of 29th March 1915, lists 'Canadian Expeditionary Force - Clothing and Equipment. Badges- cap 1, collar, prs 1. Shoulder- Canada prs 1, Initials sets 1, Numerals- sets 1.'.

Routine Orders of May 25th 1916 states that battalion numerals and 'INF' titles are listed as being available for issue in both England and France. It does not appear that these were adopted for use in France, or if so only on a limited basis. It is likely that the majority of 1st Division battalions adopted regimental pattern titles in place of the three part: numeral, designation, and 'Canada' nationality titles.

507-14-114 Numeral Gilding metal 7. Various makers



507-11-108 Cap Wm overlay on brown Maple leaf.

In addition to authorizing regimental pattern cap badges at battalion expense, General Alderson also authorized all 17 battalions of the First Contingent to be issued C over numeral collar badges for other ranks. The order for these was placed with Ellington & Co. three different issues being made. Some documentary evidence indicates that some battalions mounted these on the shoulder straps and not on the collar or moved the General Service maple leaf collar to the shoulder strap. 1st Divisional Routine Order (RO) 1378 of November 8th 1915 states "On the collar they will wear the badge C/1: C/2 and nothing else. On the shoulder strap CANADA only will be worn." Please see below for the modification of this Order.

Conflicting orders regarding the wearing of badges were issued at Canadian Militia Headquarters in Ottawa, Overseas Headquarters in London and Canadian Corps Headquarters in France.

507-12-108 Collar Brass by Elkington & Co. (Type 1)

Other ranks. March 1915 reinforcements 2nd Issue collar badges by Elkington & Co.



507-12-110 Collar Brass. Elkington pattern (Type 2)

507-12-112 Collar Brass. Elkington pattern (Type 3)

Shoulder strap numerals and titles

Some documentary evidence indicates that a number of infantry battalions mounted 'C' over numerals on the shoulder straps or after their adoption moved the General Service maple leaf collar on to the shoulder straps. A sharply worded 1st Divisional Routine Order (RO) 1378 of November 8th 1915 reads "On the collar they will wear the badge C/1: C/2 and nothing else. On the shoulder strap CANADA only will be worn.". This is in contradiction to the directive issued in Canada, Militia Order No.164 of 29th March 1915, lists 'Canadian Expeditionary Force - Clothing and Equipment. Badges- cap 1, collar, prs 1. Shoulder- Canada prs 1, Initials sets 1, Numerals- sets 1.'.

Routine Orders of May 25th 1916 states that battalion numerals and 'INF' titles are listed as being available for issue in both England and France. It does not appear that these were adopted for use in France, or if so only on a limited basis. It is likely that the majority of 1st Division battalions adopted regimental pattern titles in place of the three part: numeral, designation, and 'Canada' nationality titles.

507-14-114 Numeral Gilding metal 7. Various makers

507-14-120 Title Brass 'BRITISH' curved down on straight 'COLUMBIA' cut sheet brass.

507-14-122 Title Brass 'BRITISH COLUMBIA' in two arcs with lettering on a single central bar.

Officers



507-11-124 Cap Die cast officers Hicks pattern (Rounded figure 1) cap badge



507-12-126 Collar White metal overlay and motto ribbon


Other ranks.

Post 1915 collar badges by Hicks & Son



507-12-128 Collar Gilding metal small 'C' over '7'. Not maker marked.

Formation patches



The August 1917 Canadian Corps 'Q' file listing the unit, maker, present possessor of dies, price paid per gross, and the annual requirements of badges. The supplier of the badges is listed as Hicks & Son. Leadenhall Street, London. C/7 (collar badges) 2 pounds 14 shillings, Cap Badges 5 pounds eight shillings. (per gross) Shoulder badges supplied by Ordnance. Annual Requirements 1000 Shoulder and 1000 C/7.

Badges by Tiptaft



507-11-130 Cap

Wm overlay on brown maple leaf. Slide fastener. Not maker marked



507-12-130 Collar

Brass. Large 'C' over '7'. Maker marked Tiptaft B'ham' (1918)



507-11-132 Cap

Wm overlay on brown maple leaf. Lug fasteners. Not maker marked

507-12-132 Collar

Brass small 'C' by Tiptaft not maker marked (1917)

Officers



507-11-134 Cap

Red brown finish. Pin fastener. By Tiptaft not maker marked



507-12-134 Collar

Red/brown finish. Not maker marked

Modified General Service badges

Modified General Service badges for the 1st and 2nd Battalions were included in major collections formed shortly after the conclusion of WWI for both the 1st and 2nd Battalions. These are found on badges dated long after the departure of these battalions for England. Hence these can not be interim patterns. Returned soldiers of units that had served with the Canadian Corps on the Western Front and repatriated to Canada and employed at the Depot Battalions were allowed to wear their Overseas Battalion badges. It is likely that those no longer in possession of their original regimental badges (all 1st Division badges having been produced in England) may well have worn these 'made up' patterns as a mark of distinction.) In the notes listing the different varieties of badges in his collection, Bill Bird describes a 'made up' 2nd Battalion badge as being obtained from a 'Recruiting Sergeant', this would be consistent with duties performed by Depot personnel in Canada. (The Bird collection was sold in 1946.) Due to the ease of 'manufacturing' these 'made up' badges should not command a premium price unless with provenance. No examples of 'made up' collar badges are illustrated in the Bird collection.



507-11-136 Cap

Almost certainly a post WWI 'made up' badge

Reinforcements for the 7th Overseas Battalion 1915 -1916 (11th Battalion, Training and reserve)

From the time of its entry into France in February 1915 until January 1916 reinforcements for the 7th Battalion were provided by the 11th Infantry Battalion, training and reserve. By September 12th the 7th Battalion had suffered 949 casualties, not including troops gassed. With the arrival of the 2nd Division from Canada the number of training and reserve battalions was increased from four to seven. On the formation of the 3rd Division in England in late 1915 the reserve and training battalions was increased to 18 the reserve and training battalions being reorganized, relocated and realigned. From January 1916 reinforcements for the 7th Battalion and 29th (Vancouver) Battalions were provided by the 30th Battalion (Training and reserve).

Reinforcements for the 7th Overseas Battalion 1916 - 1917 (30th Battalion, Training and reserve)

From the beginning of 1916 until January 1917 reinforcements for the 7th Battalion and 29th (Vancouver) Battalions were provided by the 30th Battalion (Training and reserve). During this period of its operations the 30th Battalion absorbed the 62nd and 88th Battalions on their arrival from Canada. In January 1917 the 30th Battalion was reorganized and amalgamated to form the 1st Reserve Battalion (2nd British Columbia). 'Hicks & Son London' continued to produce cap badges for the 7th Battalion and also started to produce collar badges. C over 7 patterns for other ranks. This pattern of collar has a straight '7' and large thick oval gilding metal lug fasteners these at the top and bottom. Regimental pattern miniatures of the cap badge design being introduced for the officers.

Reinforcements for the 7th Overseas Battalion 1917 - 1918 (1st Reserve Battalion)

In January 1917 the 30th Battalion was reorganized and amalgamated to form the 1st Reserve Battalion (2nd British Columbia) one of 26 newly formed Reserve Battalions in England of which three, the 1st, 15th and 24th reinforced CEF Battalions raised in British Columbia serving on the Western Front. The 1st Reserve Battalion supplied reinforcements to the 7th and 29th Overseas Battalions, the 15th Reserve Battalion to the 54th Battalion and 2nd Canadian Mounted Rifles. The third the 24th Reserve Battalion to supply reinforcements to the 47th and 72nd Battalions. In May 1917 the 1st Reserve Battalion absorbed the 24th Reserve battalion. Due to its smaller population base British Columbia could not maintain sufficient reinforcements to support six infantry battalions in the field and the 47th and 54th Battalions were redesignated as Ontario Battalions. In February 1918 the 1st Reserve Battalion absorbed the 15th Reserve Battalion becoming the sole reserve and training battalion of the British Columbia Regiment in Canada. The 1st Reserve Battalion (2nd British Columbia) located at Seaford Camp in East Sussex provided reinforcements to the 7th, 29th, 72nd and 2nd CMR Battalions serving with the Canadian Corps on the Western Front.

BC Militia Regimental Reinforcing Drafts

By mid 1916 it was no longer possible to raise any more volunteer Infantry Battalions for the Canadian Expeditionary Force. The threat of a constitutional crisis if conscription was instituted saw the Canadian Militia Regiments pressured to provide any possible men for service overseas these proceeding overseas as reinforcing Drafts. A 100 or so Canadian Militia regiments provided 'volunteers' as drafts. Although named for specific Militia Regiments or CEF Battalions and assigned individual blocks of regimental numbers it appears that the personnel from these drafts were absorbed into the general reinforcing pools on arrival in the UK. A review of the attestation papers of these 'volunteers' show that the vast majority were far too old to be able to face the rigors of trench warfare but were duly shipped to England anyway. Six BC Militia Regiments provided reinforcing drafts. Four of these being issued with, regimental badges the 72nd Seaforth Highlanders reinforcing draft presumably wearing the 72nd Regiment/CEF patterns Regimental numbers block 2,030151 - 2,035150. It is currently undetermined what badges were worn by the 104th Regiment Reinforcing Draft regimental numbers block 2,035151 - 2,040150.

BC REINFORCING DRAFTS

6th Duke of Connaught's Rifles Overseas Draft

The 6th Duke of Connaught's Own Rifles Overseas Draft regimental numbers block 2,015151 - 2,025150.



507-11-140 Cap Antique brown finish. Fold over tang fasteners. Not maker marked



507-12-140 Collar Brown finish. Fold over tang fasteners. Not maker marked

11th Irish Fusiliers Overseas Draft

The BC reinforcing drafts are rare and some of the scarcest of the CEF series due to the very small numbers of men involved, The 11th Irish Fusiliers Overseas Draft comprised of just 60 personnel with most of these being Russian emigrants.

The 11th Irish Fusiliers Overseas Draft regimental numbers block 2,020151 - 2,025150.



507-11-142 Cap Antique brown finish. Lug fasteners. Not maker marked



507-12-142 Collar

Antique brown finish. Fold over tang fasteners. Not maker marked

Officers



507-11-144 Cap

Sterling silver. Lug fasteners. Not maker marked

50th Gordon Highlander Overseas Draft

The 50th Gordon Highlanders Reinforcing Draft regimental numbers block 2,025151 - 2,030150



507-11-146 Cap

Brown finish. Fold over tang fasteners. Not maker marked



507-12-146 Collar Brown finish. Tang fasteners. Not maker marked

507-11-148 Cap Silver. Lug fasteners. Marked Sterling



507-12-148 Collar Silver. Lug fasteners. Marked Sterling

No specific badges are noted for the following reinforcing drafts

72nd Seaforth Highlanders Overseas Draft

72nd Seaforth Highlanders Overseas Draft regimental numbers block 2,030151 - 2,035150.

102nd Rocky Mountain Rangers Overseas Draft 1917

102nd Rocky Mountain Rangers Draft regimental numbers block 2,137501 - 2,142300.

104th Westminster Regiment Overseas Draft

104th Regiment Reinforcing Draft regimental numbers block 2,035151 - 2,040150.